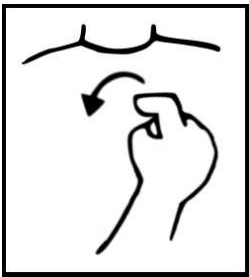
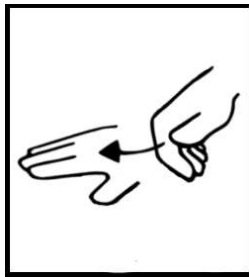


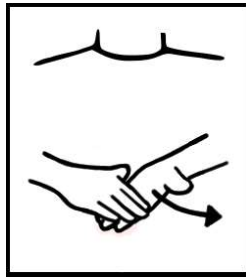
# Going Out




COME



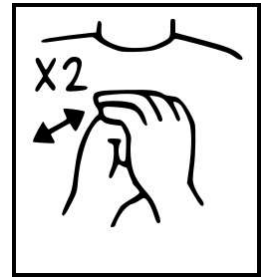
GO



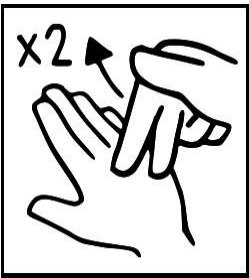
GO (LEAVING NOW)



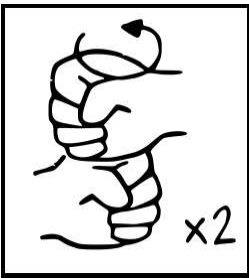
VISIT



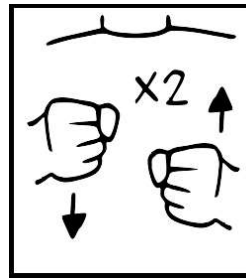
FRIEND



WALK




CAR



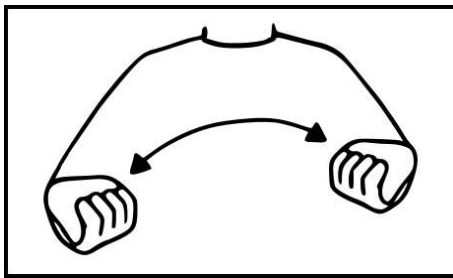
DRIVE



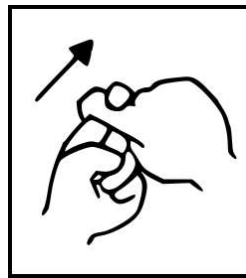
TRAIN



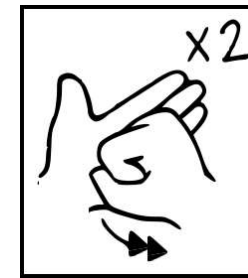
BIKE



BUS



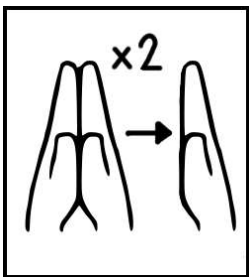
TRAM



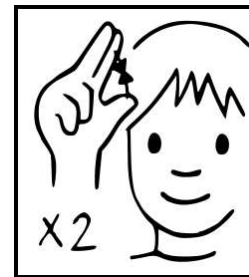
SHOP




SCHOOL




LIBRARY



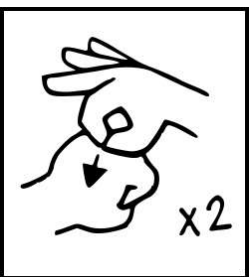
LIBRARY




TRAIN STATION




POST OFFICE




HOSPITAL



HAIRDRESSER



DENTIST

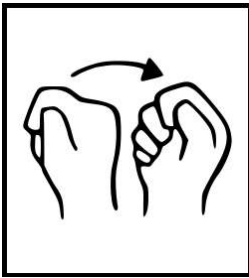


RESTAURANT



PARK

# Going Out



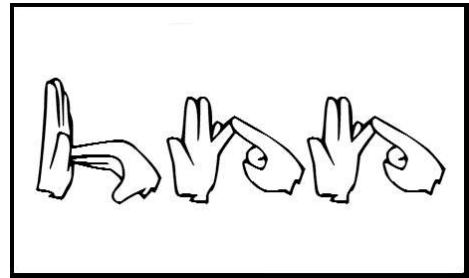
NEIGHBOUR



BEACH



COUNTRY




ZOO

When going out with your child, let them know where you are going by signing the destination before leaving the house... and when arriving at the destination, sign the destination.

*Come, we are going to the park!*



COME,



WE

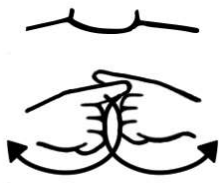


GO



PARK!

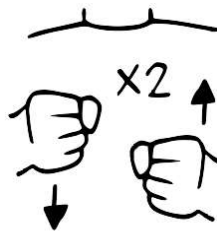
*We will drive there by car.*



WE



WILL



DRIVE

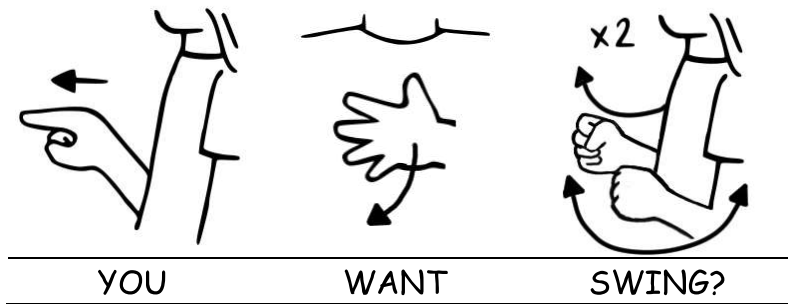
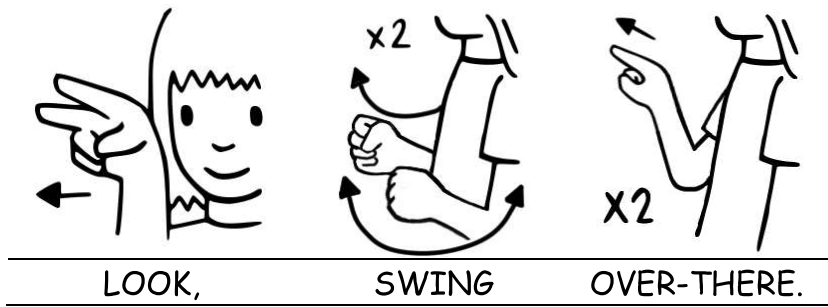


THERE


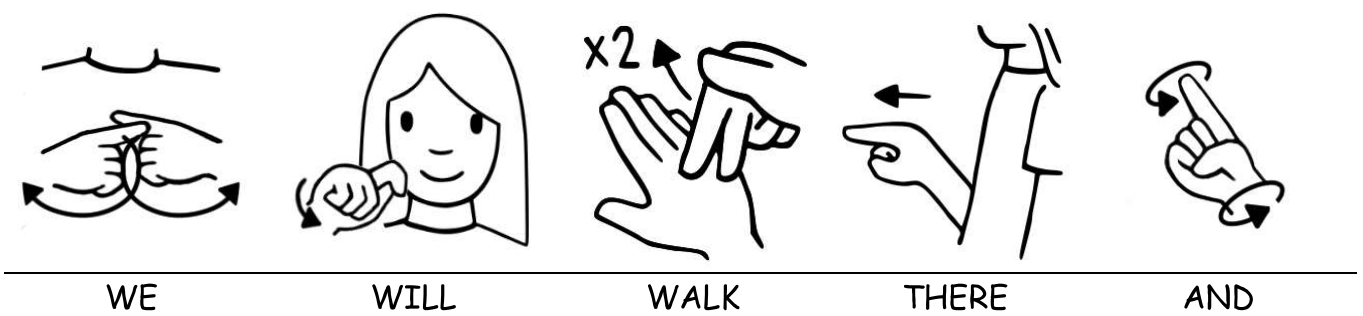



CAR

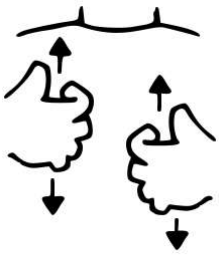
Look, there's a swing over there. Do you want to swing?



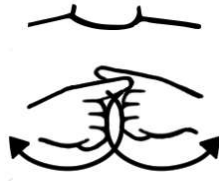
We are going to visit a friend next door. We will walk there and say hello.



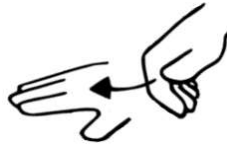
*It's exciting, we are going by bus!*



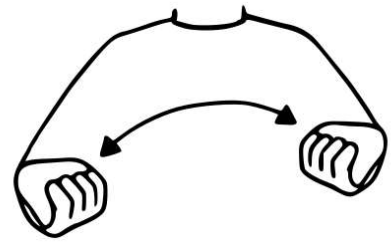
EXCITING,



WE




GO

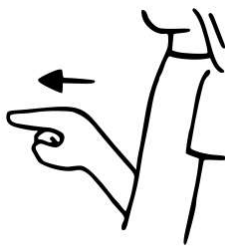


BUS!

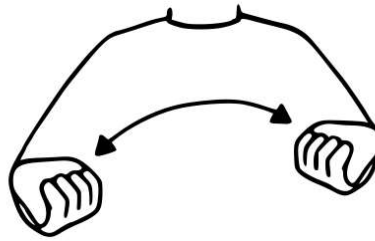
*Look, there's the bus!*



LOOK,

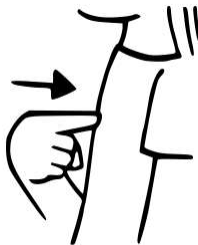


THERE

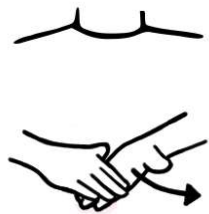


BUS!

*I am going shopping, do you want to come?*



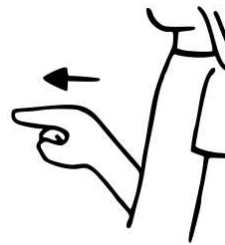
I



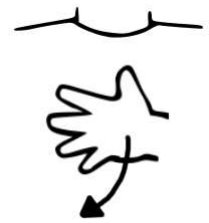
GO



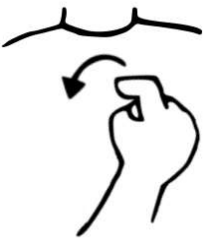
SHOP.



YOU

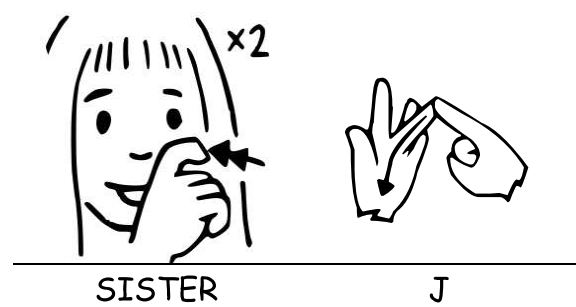

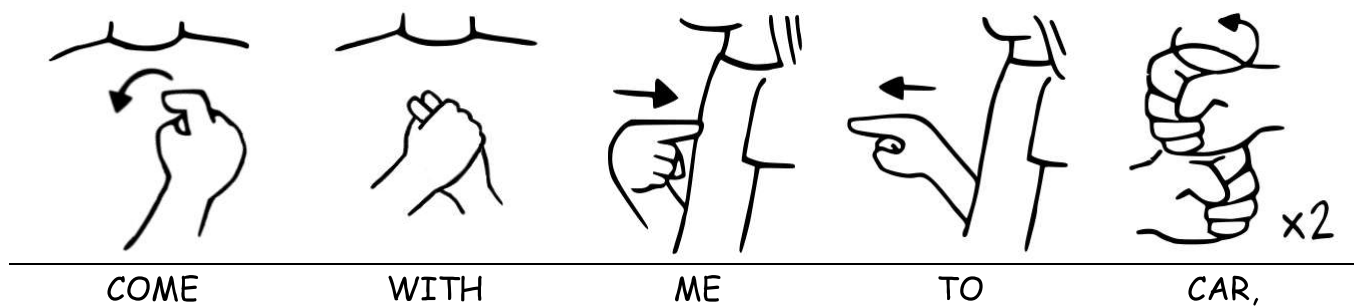


WANT

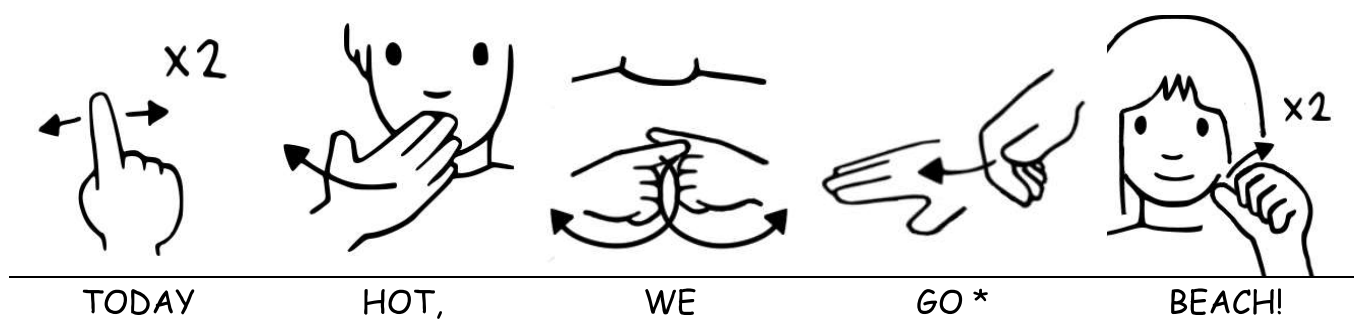


COME?

*Come with me to the car, we are going to the school to pick up your sister Jane.*

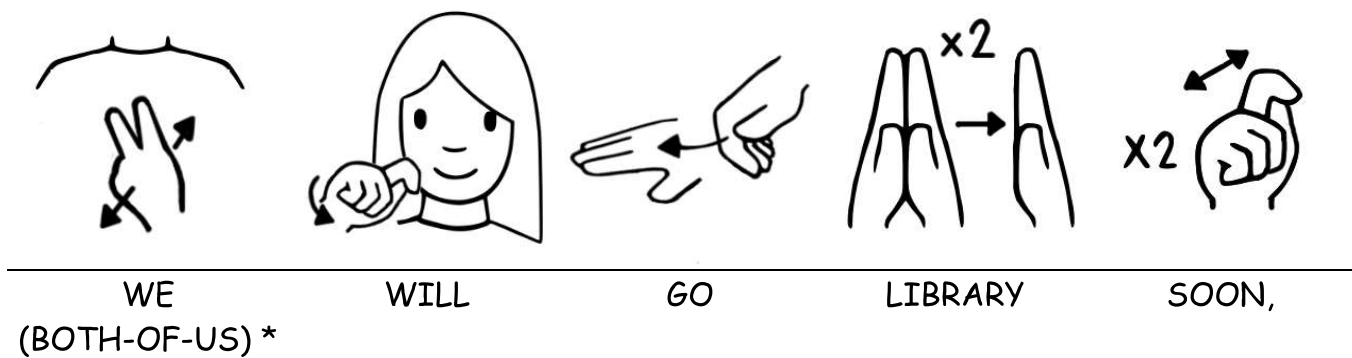


*Today is hot! We are going to the beach!*



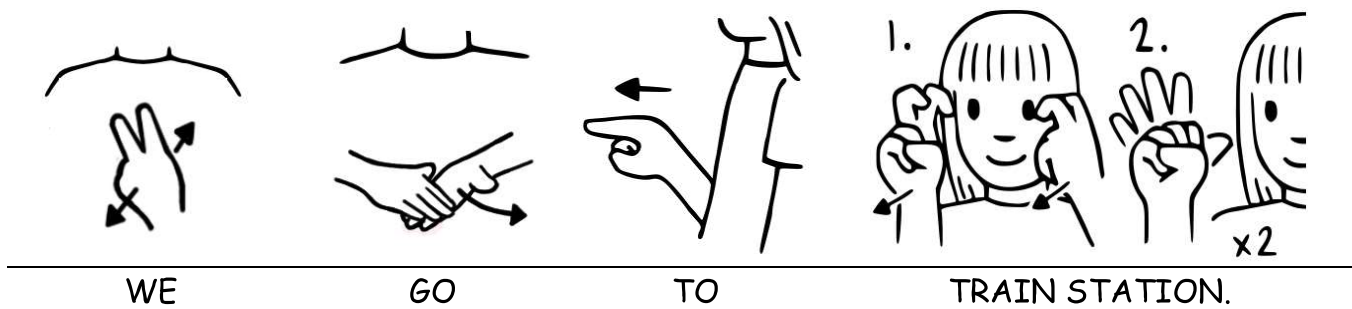
\* Optional: after signing "GO", point to the direction before signing the destination, e.g. "SCHOOL", "BEACH".

*We will go to the library soon, please put on your coat.*




\* If it is just the two of you, you can sign "BOTH-OF-US" in place of "WE".

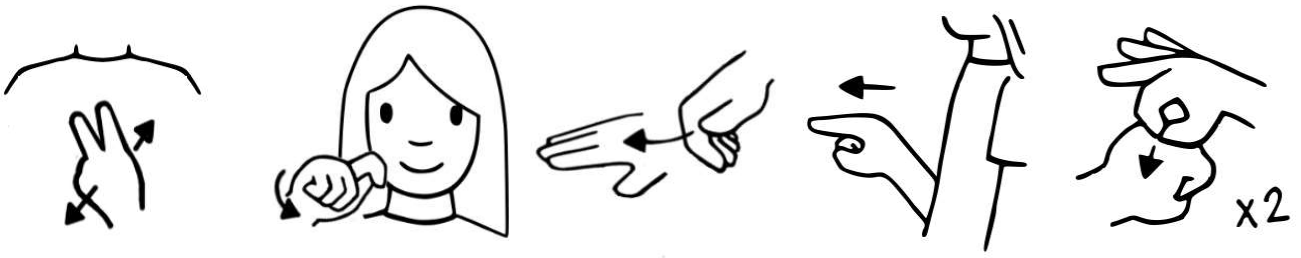
*We are going to the train station.*



*We are visiting my friend.*



We will go to the hospital, my friend is there.



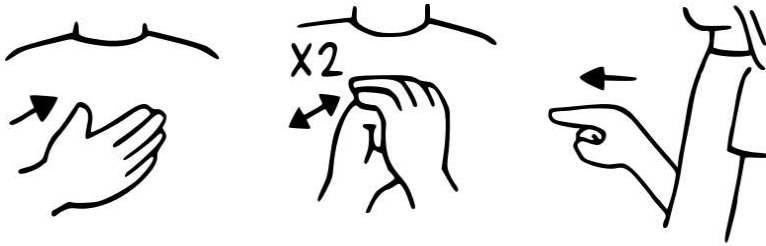
WE

WILL

GO

TO

HOSPITAL,



MY

FRIEND

THERE

She is sick. We are bringing flowers to give to her.



SHE

SICK.

WE

BRING

FLOWER



GIVE-HER

## Practice these Sentences

	ENGLISH	AUSLAN (IN PIDGIN)
1	<i>Come, we are going to the park!</i>	COME, WE GO PARK!
2	<i>We will drive there by car.</i>	WE WILL DRIVE THERE CAR.
3	<i>Look, there's a swing over there. Do you want to swing?</i>	LOOK, SWING OVER-THERE. YOU WANT SWING?
4	<i>We are going to visit a friend next door.</i>	WE GO VISIT FRIEND NEXT-DOOR.
5	<i>We will walk there and say hello.</i>	WE WILL WALK THERE AND SAY HELLO.
6	<i>It's exciting, we are going by bus!</i>	EXCITING, WE GO BUS!
7	<i>Look, there's the bus!</i>	LOOK, THERE BUS!
8	<i>I am going shopping, do you want to come?</i>	I GO SHOP, YOU WANT COME?
9	<i>Come with me to the car, we are going to the school to pick up your sister Jane.</i>	COME WITH ME TO CAR. WE GO SCHOOL PICK-UP YOUR SISTER J.
10	<i>Today is hot! We are going to the beach!</i>	TODAY HOT. WE GO TO BEACH.
11	<i>We will go to the library soon, please put on your coat.</i>	WE WILL GO LIBRARY SOON, PLEASE PUT ON YOUR COAT.
12	<i>We are going to the train station.</i>	WE GO TO TRAIN STATION.
13	<i>We are visiting my friend.</i>	WE VISIT MY FRIEND.
14	<i>We will go to the hospital, my friend is there.</i>	WE WILL GO TO HOSPITAL, MY FRIEND THERE.
15	<i>She is sick. We are bringing flowers to give to her.</i>	SHE SICK. WE BRING FLOWER GIVE-HER.
16	<i>We're going now to the dentist.</i>	WE GO NOW TO DENTIST.
17	<i>I'm going to the restaurant for dinner.</i>	I GO TO RESTAURANT FOR DINNER.
18	<i>Come with me, we are going to the beach.</i>	COME WITH ME, WE GO TO BEACH.
19	<i>We are going for a drive to the country.</i>	WE GO DRIVE TO COUNTRY.