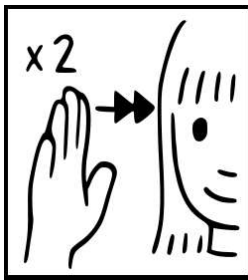
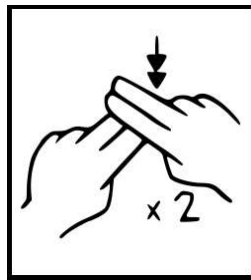


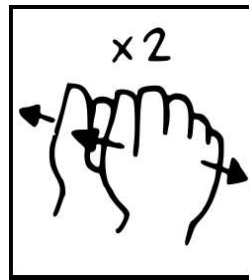
# My Family



MUMMY



DADDY



BROTHER



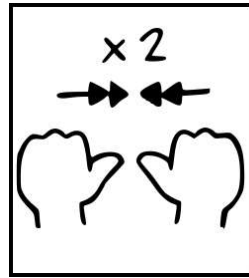
SISTER



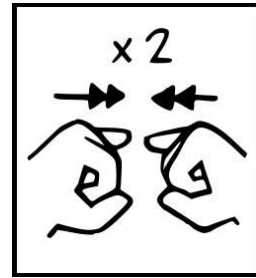
BABY



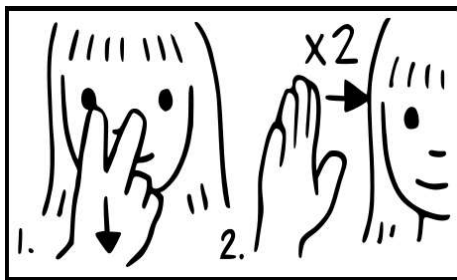
COUSIN



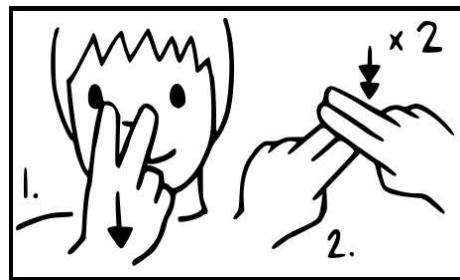
AUNTY



UNCLE



GRANDMA



GRANDPA


If you are Mummy, when with your baby, sign, "MUMMY" each time you see your baby. This way, your baby will recognise the sign as belonging to you. If you are Daddy, sign "DADDY" each time you see your baby.

If you are with your baby, and Daddy comes in the room, sign, "DADDY" and then look and point at Daddy. When your child looks at Daddy, have Daddy sign "I'M DADDY" when the child makes eye contact with him. This way, over time, the child will recognise who the sign is referring to.


Do not forget to sign the family member's names first before pointing to them, so your child will be able to identify who you are talking about, before looking. If you point first, your child will instinctively look at where you are pointing and therefore miss the rest of your sentence and do not know who you are talking about (if there is more than one person in the room).

For words like "THIS", "THAT", "THERE", "HE", "SHE", "ME", "I", "YOU", and "IT", a simple pointing sign is used.


*I'm Mummy. This is Daddy.*




*This is your sister, Jane \**



*There's Grandma!*



*Who is that? That's Daddy!*



\* let your child look at who you are pointing to, then back to you as you identify them.

## Practice these Sentences

Practice signing these sentences with your child, replacing the names with your family members' names. If family members are not around to point to, you can make cards with pictures of them to help your child recognise their faces and their signs.

ENGLISH	AUSLAN
<i>I'm Mummy, this is Daddy</i>	ME MUMMY, DADDY (point)
<i>This is your brother, Ben</i>	YOUR BROTHER, B.E.N (point)
<i>This is your sister, Jane</i>	YOUR SISTER, J.A.N.E (point)
<i>There's Grandma! There's Grandpa!</i>	GRANDMA! (point) GRANDPA! (point)
<i>There's Auntie Sarah!</i>	AUNTY S.A.R.A.H (point)
<i>There's Uncle Chris!</i>	UNCLE C.H.R.I.S (point)
<i>This is cousin Kelly</i>	COUSIN K.E.L.L.Y (point)

Write your family members' names in the spaces below:

ENGLISH	AUSLAN
<i>Who's that? That's</i>	WHO THAT? THAT
<i>Who's that? That's</i>	WHO THAT? THAT
<i>Who's that? That's</i>	WHO THAT? THAT
<i>Who's that? That's</i>	WHO THAT? THAT
<i>Who's that? That's</i>	WHO THAT? THAT
<i>Who's that? That's</i>	WHO THAT? THAT