


# PEOPLE IN THE SCHOOL

## USEFUL TIPS

When talking about people, you can use point to them where they actually are, and then say who it is. After saying who it is, you can point to the same location when saying "HE", "SHE", etc.


If the person isn't there in real life, you can point slightly sideways in front of you; say who it is, and then point to the same spot when using "HE", "SHE", etc.

*Principal*




PRINCIPAL

*Teacher*




TEACHER

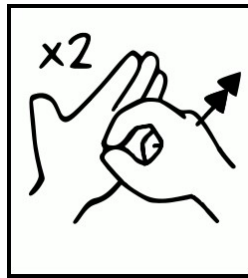
*Secretary (female)*



LADY




SEC



WRITE

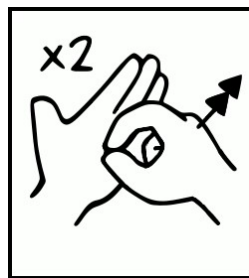
*Secretary (male)*



MAN

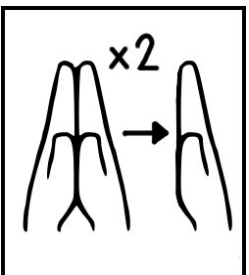


SEC

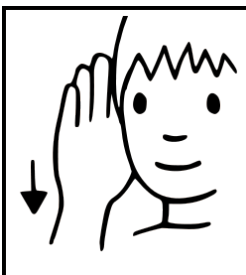


WRITE

*Librarian (female)*

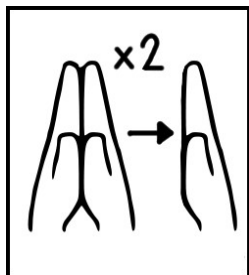


LIBRARY

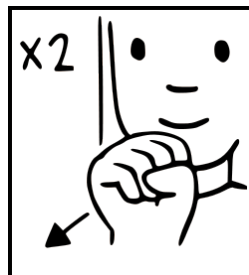


LADY

*Librarian (male)*

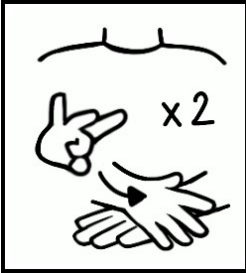


LIBRARY



MAN

Counsellor




COUNSEL


School nurse



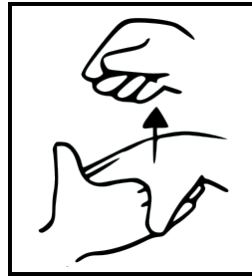
SCHOOL




NURSE




CHILDREN



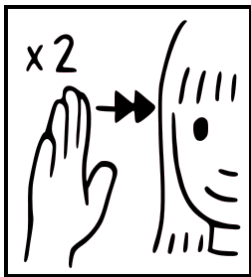
STUDENT



BOY



GIRL



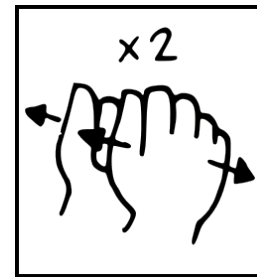
MUM



MUM



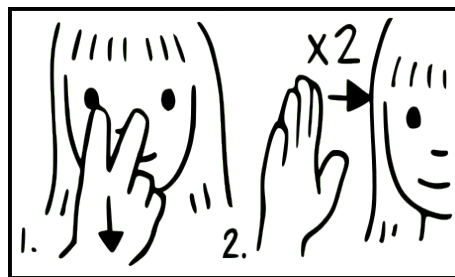
DAD



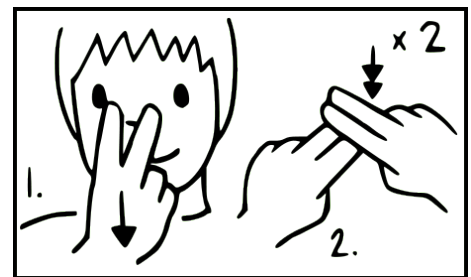
BROTHER



SISTER



GRANDMA



GRANDPA



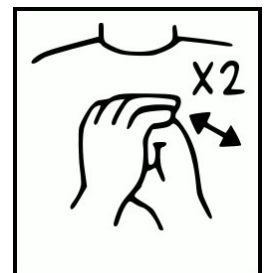
GRANDMA



GRANDPA



COUSIN



FRIEND